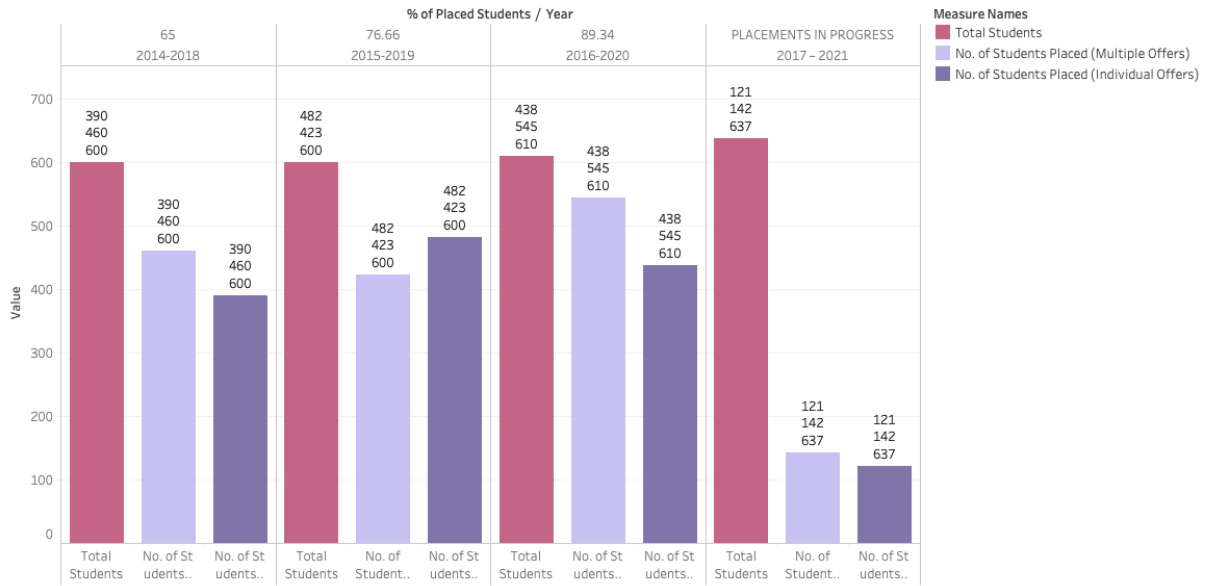


Placement Overview of Cambridge Institute of Technology from 2014 - 2020

PLACEMENT DETAILS: 2014-2018;2015-2019;2016-2020

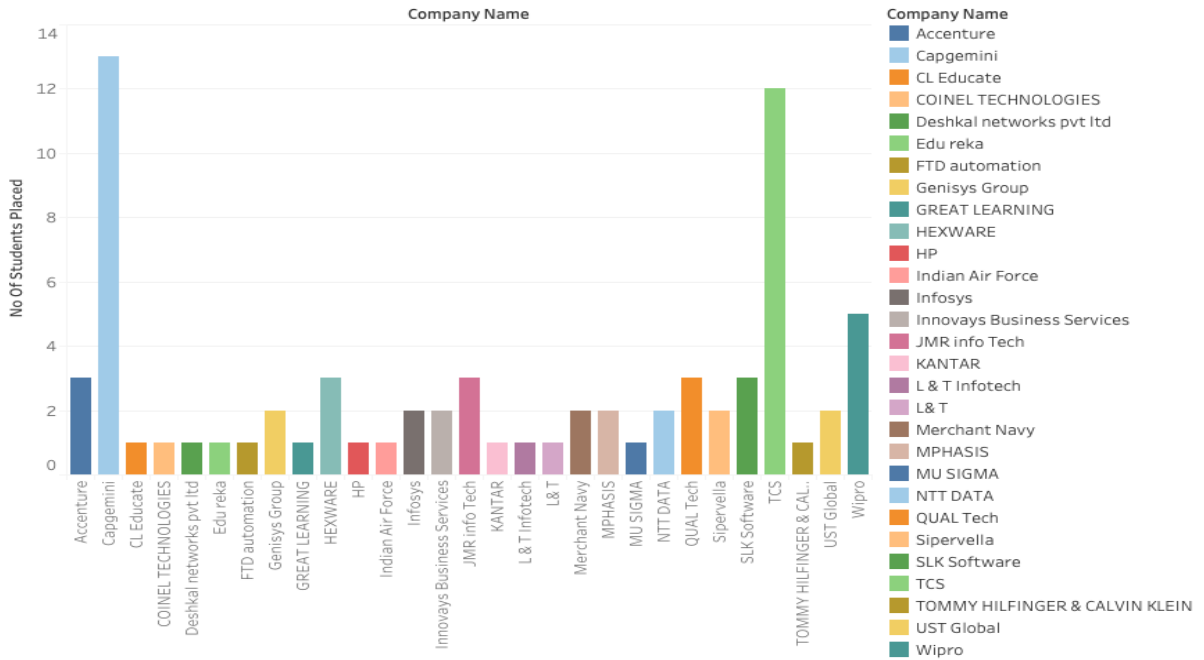
PLACEMENT DETAILS:2017-2021 IN PROGRESS



No. of Students Placed (Individual Offers), No. of Students Placed (Multiple Offers) and Total Students for each Year broken down by % of Placed Students. Color shows details about No. of Students Placed (Individual Offers), No. of Students Placed (Multiple Offers) and Total Students. The marks are labeled by No. of Students Placed (Individual Offers), No. of Students Placed (Multiple Offers) and Total Students.

2015 – 2019 ECE Department Placement Statistics

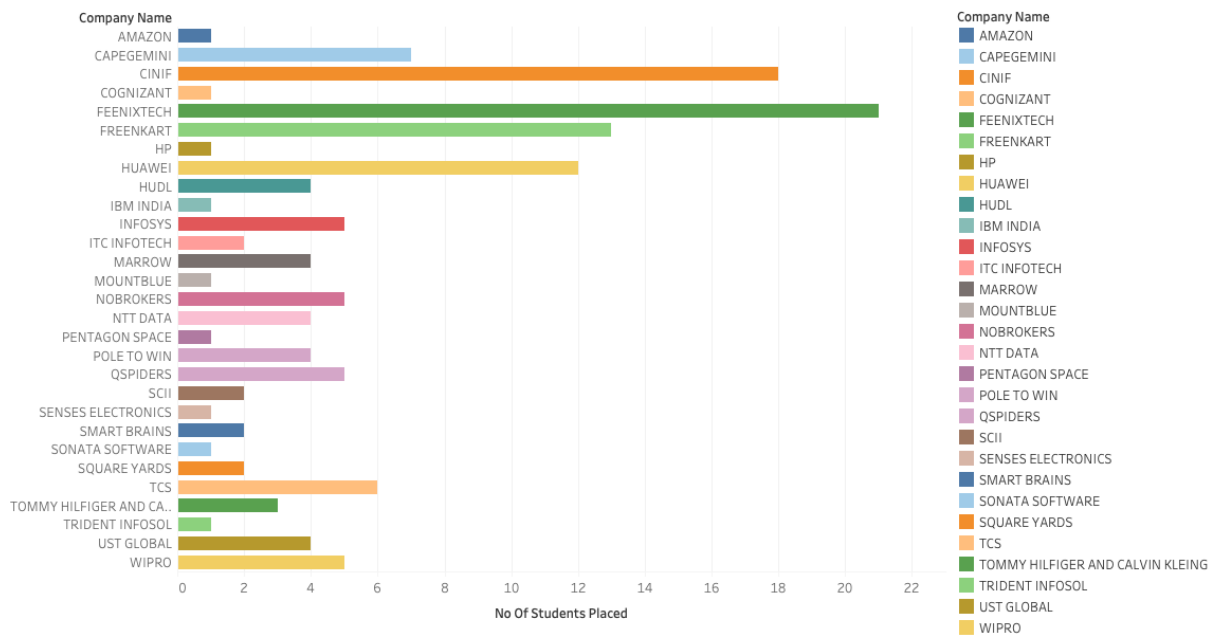
PLACEMENT DETAILS -ECE - 2015 - 2019



Sum of No Of Students Placed for each Company Name. Color shows details about Company Name.

2016 – 2020 ECE Department Placement Statistics

PLACEMENT DETAILS -ECE 2016 -2020



Sum of No Of Students Placed for each Company Name. Color shows details about Company Name. The view is filtered on sum of No Of Students Placed, which keeps non-Null values only.

2017 – 2021 ECE Department Placement Statistics (In Progress)

